

Collège Paul Eluard
Beuvrages

Périmètre d'une surface

Géométrie – Leçon 5

I/ Définition

I/ Définition

Définition

I/ Définition

Définition

Le périmètre d'une surface

I/ Définition


Définition

Le périmètre d'une surface est la longueur du chemin qui délimite cette surface.

I/ Définition

Définition

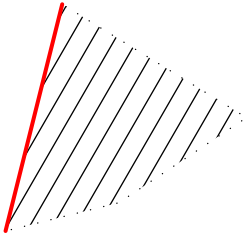
Le périmètre d'une surface est la longueur du chemin qui délimite cette surface.



I/ Définition

Définition

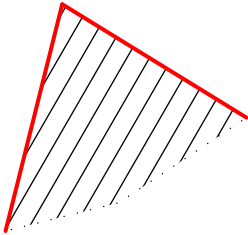
Le périmètre d'une surface est la longueur du chemin qui délimite cette surface.



I/ Définition

Définition

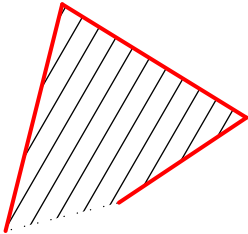
Le périmètre d'une surface est la longueur du chemin qui délimite cette surface.



I/ Définition

Définition

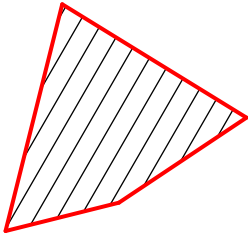
Le périmètre d'une surface est la longueur du chemin qui délimite cette surface.



I/ Définition

Définition

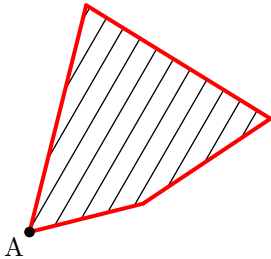
Le périmètre d'une surface est la longueur du chemin qui délimite cette surface.



I/ Définition

Définition

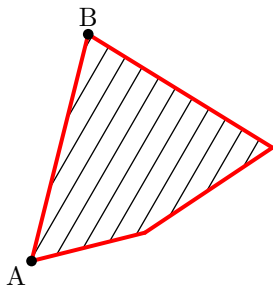
Le périmètre d'une surface est la longueur du chemin qui délimite cette surface.



I/ Définition

Définition

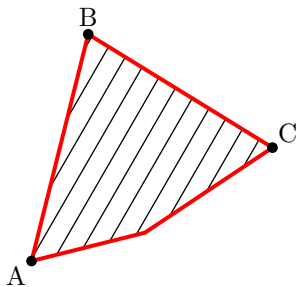
Le périmètre d'une surface est la longueur du chemin qui délimite cette surface.



I/ Définition

Définition

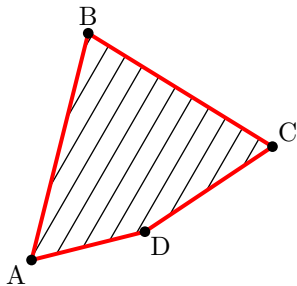
Le périmètre d'une surface est la longueur du chemin qui délimite cette surface.



I/ Définition

Définition

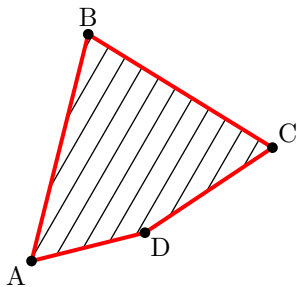
Le périmètre d'une surface est la longueur du chemin qui délimite cette surface.



I/ Définition

Définition

Le périmètre d'une surface est la longueur du chemin qui délimite cette surface.

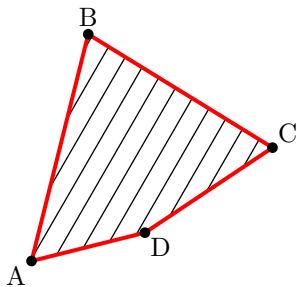


Le périmètre de la surface limitée par le chemin rouge est

I/ Définition

Définition

Le périmètre d'une surface est la longueur du chemin qui délimite cette surface.



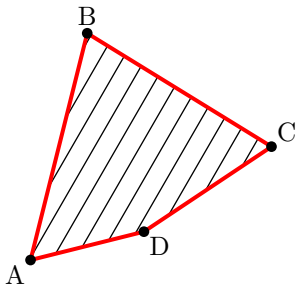
Le périmètre de la surface limitée par le chemin rouge est

$$\mathcal{P} =$$

I/ Définition

Définition

Le périmètre d'une surface est la longueur du chemin qui délimite cette surface.



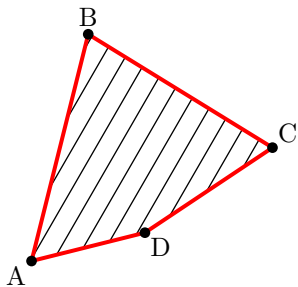
Le périmètre de la surface limitée par le chemin rouge est

$$\mathcal{P} = AB$$

I/ Définition

Définition

Le périmètre d'une surface est la longueur du chemin qui délimite cette surface.



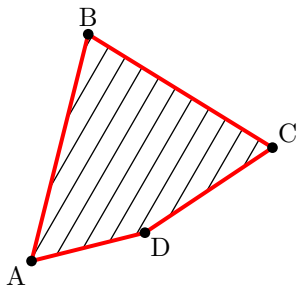
Le périmètre de la surface limitée par le chemin rouge est

$$\mathcal{P} = AB +$$

I/ Définition

Définition

Le périmètre d'une surface est la longueur du chemin qui délimite cette surface.



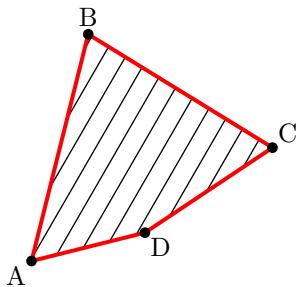
Le périmètre de la surface limitée par le chemin rouge est

$$\mathcal{P} = AB + BC$$

I/ Définition

Définition

Le périmètre d'une surface est la longueur du chemin qui délimite cette surface.



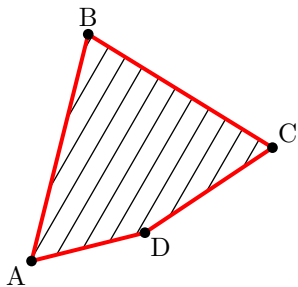
Le périmètre de la surface limitée par le chemin rouge est

$$\mathcal{P} = AB + BC +$$

I/ Définition

Définition

Le périmètre d'une surface est la longueur du chemin qui délimite cette surface.



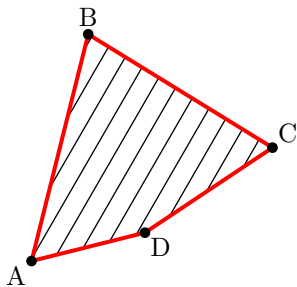
Le périmètre de la surface limitée par le chemin rouge est

$$\mathcal{P} = AB + BC + CD$$

I/ Définition

Définition

Le périmètre d'une surface est la longueur du chemin qui délimite cette surface.



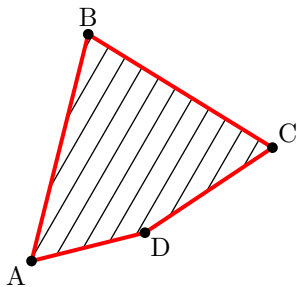
Le périmètre de la surface limitée par le chemin rouge est

$$\mathcal{P} = AB + BC + CD +$$

I/ Définition

Définition

Le périmètre d'une surface est la longueur du chemin qui délimite cette surface.



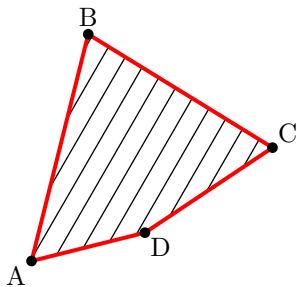
Le périmètre de la surface limitée par le chemin rouge est

$$\mathcal{P} = AB + BC + CD + DA$$

I/ Définition

Définition

Le périmètre d'une surface est la longueur du chemin qui délimite cette surface.



Le périmètre de la surface limitée par le chemin rouge est

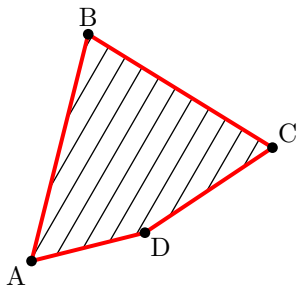
$$\mathcal{P} = AB + BC + CD + DA$$

Remarque :

I/ Définition

Définition

Le périmètre d'une surface est la longueur du chemin qui délimite cette surface.



Le périmètre de la surface limitée par le chemin rouge est

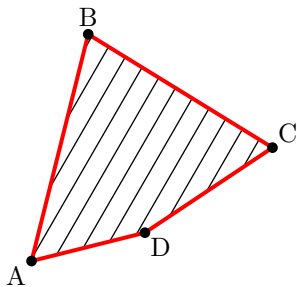
$$\mathcal{P} = AB + BC + CD + DA$$

Remarque : Le périmètre est une longueur

I/ Définition

Définition

Le périmètre d'une surface est la longueur du chemin qui délimite cette surface.



Le périmètre de la surface limitée par le chemin rouge est

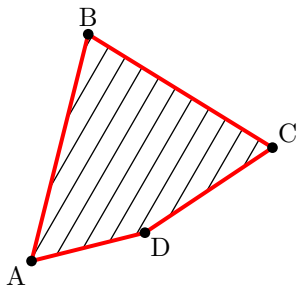
$$\mathcal{P} = AB + BC + CD + DA$$

Remarque : Le périmètre est une longueur donc on utilisera

I/ Définition

Définition

Le périmètre d'une surface est la longueur du chemin qui délimite cette surface.



Le périmètre de la surface limitée par le chemin rouge est

$$\mathcal{P} = AB + BC + CD + DA$$

Remarque : Le périmètre est une longueur donc on utilisera, comme unité, le mètre, le centimètre,...

II/ Périmètre des figures de base

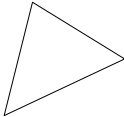
II/ Périmètre des figures de base

Nom	Figure	Formule de calcul

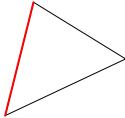
II/ Périmètre des figures de base

Nom	Figure	Formule de calcul
Triangle		

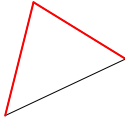
II/ Périmètre des figures de base

Nom	Figure	Formule de calcul
Triangle		


II/ Périmètre des figures de base

Nom	Figure	Formule de calcul
Triangle		

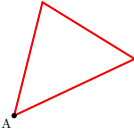
II/ Périmètre des figures de base

Nom	Figure	Formule de calcul
Triangle		

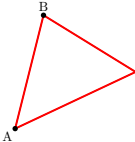
II/ Périmètre des figures de base

Nom	Figure	Formule de calcul
Triangle		

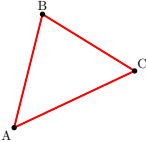
II/ Périmètre des figures de base

Nom	Figure	Formule de calcul
Triangle		

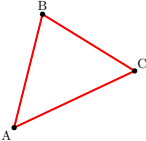
II/ Périmètre des figures de base

Nom	Figure	Formule de calcul
Triangle		

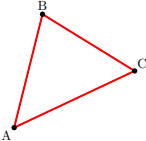
II/ Périmètre des figures de base

Nom	Figure	Formule de calcul
Triangle		

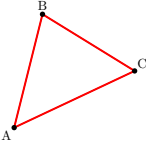
II/ Périmètre des figures de base

Nom	Figure	Formule de calcul
Triangle	 A diagram of a triangle with vertices labeled A, B, and C. The vertices are marked with small black dots. The sides of the triangle are drawn with red lines. Vertex A is at the bottom left, B is at the top, and C is at the middle right.	$\mathcal{P}_{ABC} =$

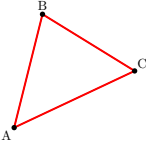
II/ Périmètre des figures de base

Nom	Figure	Formule de calcul
Triangle	 A diagram of a triangle with vertices labeled A, B, and C. The vertices are marked with small black dots. The sides of the triangle are drawn with red lines. Vertex A is at the bottom left, B is at the top, and C is at the middle right.	$\mathcal{P}_{ABC} = AB$

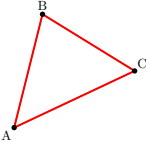
II/ Périmètre des figures de base

Nom	Figure	Formule de calcul
Triangle	 A diagram of a triangle with vertices labeled A, B, and C. The vertices are marked with small black dots. The sides of the triangle are drawn with red lines.	$\mathcal{P}_{ABC} = AB +$

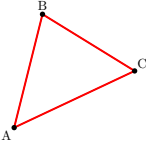
II/ Périmètre des figures de base

Nom	Figure	Formule de calcul
Triangle		$\mathcal{P}_{ABC} = AB + BC$

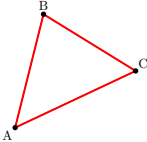
II/ Périmètre des figures de base

Nom	Figure	Formule de calcul
Triangle	 A diagram of a triangle with vertices labeled A, B, and C. The vertices are connected by red lines to form the triangle's perimeter. Vertex A is at the bottom left, B is at the top, and C is at the middle right.	$\mathcal{P}_{ABC} = AB + BC +$

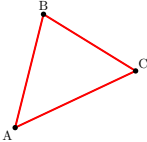

II/ Périmètre des figures de base

Nom	Figure	Formule de calcul
Triangle		$\mathcal{P}_{ABC} = AB + BC + CA$

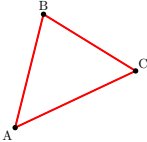
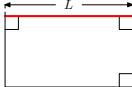
II/ Périmètre des figures de base

Nom	Figure	Formule de calcul
Triangle		$\mathcal{P}_{ABC} = AB + BC + CA$
Rectangle		

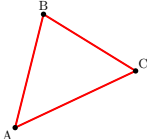
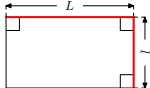
II/ Périmètre des figures de base

Nom	Figure	Formule de calcul
Triangle		$\mathcal{P}_{ABC} = AB + BC + CA$
Rectangle		

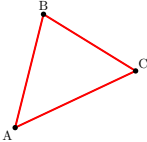
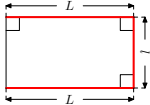
II/ Périmètre des figures de base

Nom	Figure	Formule de calcul
Triangle		$\mathcal{P}_{ABC} = AB + BC + CA$
Rectangle		

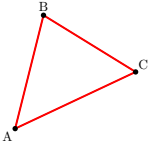
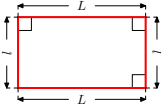
II/ Périmètre des figures de base

Nom	Figure	Formule de calcul
Triangle		$\mathcal{P}_{ABC} = AB + BC + CA$
Rectangle		

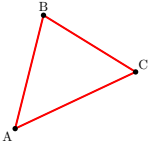
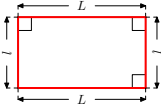
II/ Périmètre des figures de base

Nom	Figure	Formule de calcul
Triangle	 A diagram of a triangle with vertices labeled A, B, and C. The vertices are connected by red lines to form the sides of the triangle.	$\mathcal{P}_{ABC} = AB + BC + CA$
Rectangle	 A diagram of a rectangle with red outlines. The top and bottom horizontal sides are labeled with length 'L'. The left and right vertical sides are labeled with height 'h'. Small squares at each of the four corners indicate right angles.	

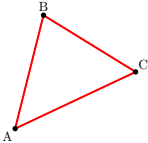
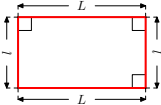
II/ Périmètre des figures de base

Nom	Figure	Formule de calcul
Triangle	 A diagram of a triangle with vertices labeled A, B, and C. The vertices are connected by red lines to form the sides of the triangle.	$\mathcal{P}_{ABC} = AB + BC + CA$
Rectangle	 A diagram of a rectangle with red outlines. The top and bottom horizontal sides are labeled 'L' with double-headed arrows. The left and right vertical sides are labeled 'l' with double-headed arrows. Small squares at each of the four corners indicate right angles.	

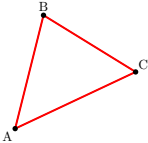
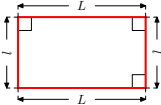
II/ Périmètre des figures de base

Nom	Figure	Formule de calcul
Triangle		$\mathcal{P}_{ABC} = AB + BC + CA$
Rectangle		$\mathcal{P} =$

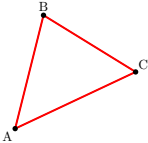
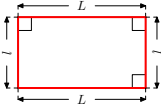
II/ Périmètre des figures de base

Nom	Figure	Formule de calcul
Triangle	 A diagram of a triangle with vertices labeled A, B, and C. The vertices are connected by red lines to form the sides of the triangle.	$\mathcal{P}_{ABC} = AB + BC + CA$
Rectangle	 A diagram of a rectangle with red outlines. The top and bottom horizontal sides are labeled with the letter 'L'. The left and right vertical sides are labeled with the letter 'l'. Small squares at each of the four corners indicate right angles.	$\mathcal{P} = L$

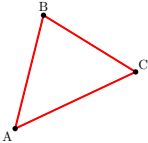
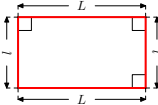
II/ Périmètre des figures de base

Nom	Figure	Formule de calcul
Triangle	 A diagram of a triangle with vertices labeled A, B, and C. The vertices are connected by red lines to form the sides of the triangle.	$\mathcal{P}_{ABC} = AB + BC + CA$
Rectangle	 A diagram of a rectangle with red outlines. The top and bottom horizontal sides are labeled with the letter 'L' and double-headed arrows. The left and right vertical sides are labeled with the letter 'l' and double-headed arrows. Small squares at each of the four corners indicate right angles.	$\mathcal{P} = L +$

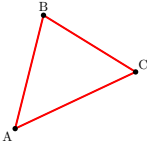
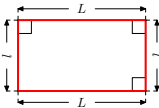
II/ Périmètre des figures de base

Nom	Figure	Formule de calcul
Triangle	 A diagram of a triangle with vertices labeled A, B, and C. The vertices are connected by red lines to form the sides of the triangle.	$\mathcal{P}_{ABC} = AB + BC + CA$
Rectangle	 A diagram of a rectangle with red outlines. The top and bottom horizontal sides are labeled with 'L' and double-headed arrows. The left and right vertical sides are labeled with 'l' and double-headed arrows. Small squares at each of the four corners indicate right angles.	$\mathcal{P} = L + l$

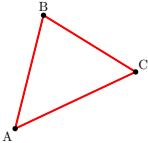
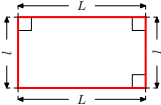
II/ Périmètre des figures de base

Nom	Figure	Formule de calcul
Triangle	 A diagram of a triangle with vertices labeled A, B, and C. The vertices are connected by red lines to form the sides of the triangle.	$\mathcal{P}_{ABC} = AB + BC + CA$
Rectangle	 A diagram of a rectangle with red outlines. The top and bottom sides are labeled 'L' and the left and right sides are labeled 'l'. Small squares at each corner indicate right angles.	$\mathcal{P} = L + l +$

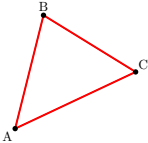
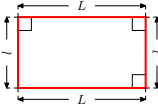
II/ Périmètre des figures de base

Nom	Figure	Formule de calcul
Triangle	 A diagram of a triangle with vertices labeled A, B, and C. The vertices are connected by red lines to form the sides of the triangle.	$\mathcal{P}_{ABC} = AB + BC + CA$
Rectangle	 A diagram of a rectangle with red outlines. The top and bottom sides are labeled 'L' and the left and right sides are labeled 'l'. Small squares at each corner indicate right angles.	$\mathcal{P} = L + l + L$

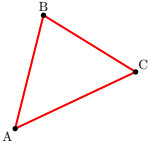
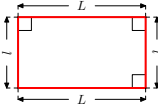
II/ Périmètre des figures de base

Nom	Figure	Formule de calcul
Triangle		$\mathcal{P}_{ABC} = AB + BC + CA$
Rectangle		$\mathcal{P} = L + l + L +$

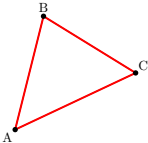
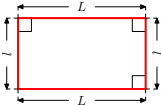
II/ Périmètre des figures de base

Nom	Figure	Formule de calcul
Triangle	 A diagram of a triangle with vertices labeled A, B, and C. The vertices are connected by red lines to form the sides of the triangle.	$\mathcal{P}_{ABC} = AB + BC + CA$
Rectangle	 A diagram of a rectangle with red outlines. The top and bottom sides are labeled 'L' and the left and right sides are labeled 'l'. Small squares at each corner indicate right angles.	$\mathcal{P} = L + l + L + l$

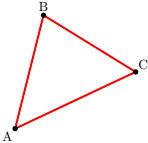
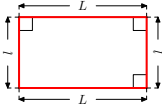
II/ Périmètre des figures de base

Nom	Figure	Formule de calcul
Triangle		$\mathcal{P}_{ABC} = AB + BC + CA$
Rectangle		$\mathcal{P} = L + l + L + l$ ou

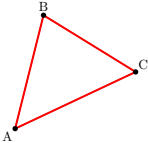
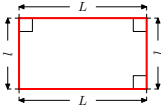
II/ Périmètre des figures de base

Nom	Figure	Formule de calcul
Triangle		$\mathcal{P}_{ABC} = AB + BC + CA$
Rectangle		$\mathcal{P} = L + l + L + l$ ou $\mathcal{P} =$

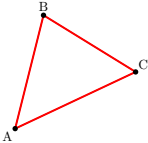
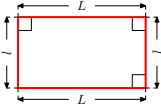
II/ Périmètre des figures de base

Nom	Figure	Formule de calcul
Triangle		$\mathcal{P}_{ABC} = AB + BC + CA$
Rectangle		$\mathcal{P} = L + l + L + l$ <p>ou $\mathcal{P} = (L + l)$</p>

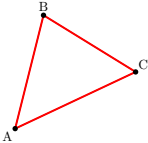
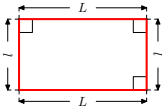
II/ Périmètre des figures de base

Nom	Figure	Formule de calcul
Triangle		$\mathcal{P}_{ABC} = AB + BC + CA$
Rectangle		$\mathcal{P} = L + l + L + l$ <p>ou $\mathcal{P} = (L + l) \times 2$</p>

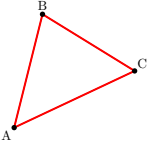
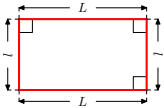
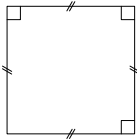
II/ Périmètre des figures de base

Nom	Figure	Formule de calcul
Triangle		$\mathcal{P}_{ABC} = AB + BC + CA$
Rectangle		$\mathcal{P} = L + l + L + l$ <p>ou $\mathcal{P} = (L + l) \times 2$</p>

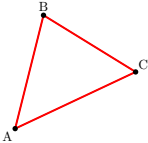
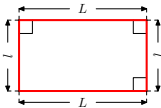
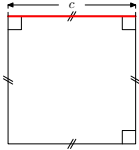
II/ Périmètre des figures de base

Nom	Figure	Formule de calcul
Triangle		$\mathcal{P}_{ABC} = AB + BC + CA$
Rectangle		$\mathcal{P} = L + l + L + l$ <p>ou $\mathcal{P} = (L + l) \times 2$</p>
Carré		

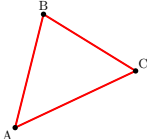
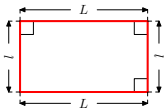
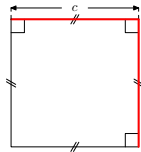
II/ Périmètre des figures de base

Nom	Figure	Formule de calcul
Triangle		$\mathcal{P}_{ABC} = AB + BC + CA$
Rectangle		$\mathcal{P} = L + l + L + l$ <p>ou $\mathcal{P} = (L + l) \times 2$</p>
Carré		

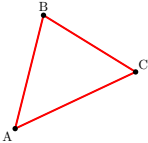
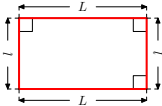
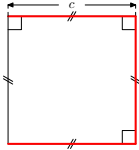
II/ Périmètre des figures de base

Nom	Figure	Formule de calcul
Triangle		$\mathcal{P}_{ABC} = AB + BC + CA$
Rectangle		$\mathcal{P} = L + l + L + l$ <p>ou $\mathcal{P} = (L + l) \times 2$</p>
Carré		

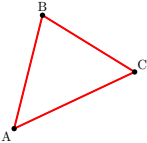
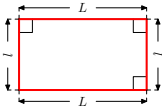
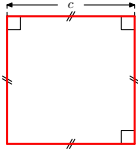
II/ Périmètre des figures de base

Nom	Figure	Formule de calcul
Triangle	 A triangle with vertices labeled A, B, and C. The sides are AB, BC, and CA.	$\mathcal{P}_{ABC} = AB + BC + CA$
Rectangle	 A rectangle with length L and width l. Right angle symbols are shown at each corner.	$\mathcal{P} = L + l + L + l$ ou $\mathcal{P} = (L + l) \times 2$
Carré	 A square with side length c. Right angle symbols are shown at each corner. Tick marks on the sides indicate that all sides are equal.	

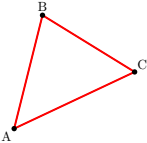
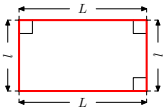
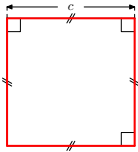
II/ Périmètre des figures de base

Nom	Figure	Formule de calcul
Triangle		$\mathcal{P}_{ABC} = AB + BC + CA$
Rectangle		$\mathcal{P} = L + l + L + l$ <p>ou $\mathcal{P} = (L + l) \times 2$</p>
Carré		

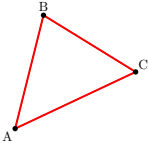
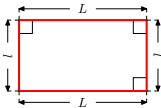
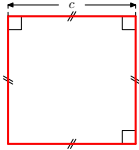
II/ Périmètre des figures de base

Nom	Figure	Formule de calcul
Triangle		$\mathcal{P}_{ABC} = AB + BC + CA$
Rectangle		$\mathcal{P} = L + l + L + l$ ou $\mathcal{P} = (L + l) \times 2$
Carré		

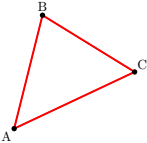
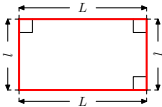
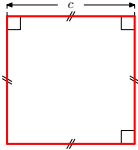
II/ Périmètre des figures de base

Nom	Figure	Formule de calcul
Triangle		$\mathcal{P}_{ABC} = AB + BC + CA$
Rectangle		$\mathcal{P} = L + l + L + l$ ou $\mathcal{P} = (L + l) \times 2$
Carré		$\mathcal{P} =$

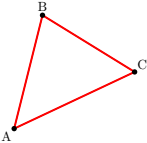
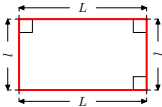
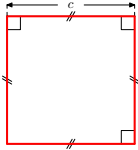
II/ Périmètre des figures de base

Nom	Figure	Formule de calcul
Triangle		$\mathcal{P}_{ABC} = AB + BC + CA$
Rectangle		$\mathcal{P} = L + l + L + l$ ou $\mathcal{P} = (L + l) \times 2$
Carré		$\mathcal{P} = c$

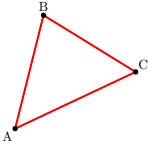
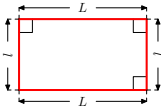
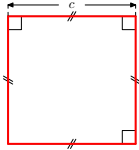
II/ Périmètre des figures de base

Nom	Figure	Formule de calcul
Triangle		$\mathcal{P}_{ABC} = AB + BC + CA$
Rectangle		$\mathcal{P} = L + l + L + l$ ou $\mathcal{P} = (L + l) \times 2$
Carré		$\mathcal{P} = c +$

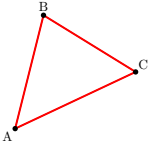
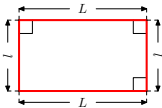
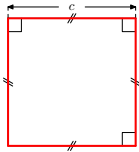
II/ Périmètre des figures de base

Nom	Figure	Formule de calcul
Triangle		$\mathcal{P}_{ABC} = AB + BC + CA$
Rectangle		$\mathcal{P} = L + l + L + l$ ou $\mathcal{P} = (L + l) \times 2$
Carré		$\mathcal{P} = c + c$

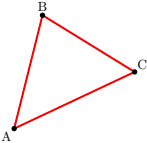
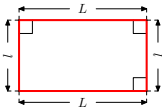
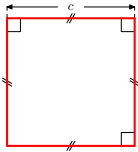
II/ Périmètre des figures de base

Nom	Figure	Formule de calcul
Triangle		$\mathcal{P}_{ABC} = AB + BC + CA$
Rectangle		$\mathcal{P} = L + l + L + l$ ou $\mathcal{P} = (L + l) \times 2$
Carré		$\mathcal{P} = c + c +$

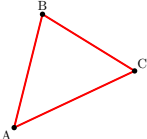
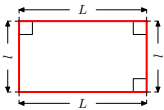
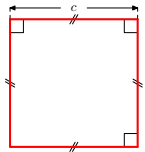
II/ Périmètre des figures de base

Nom	Figure	Formule de calcul
Triangle		$\mathcal{P}_{ABC} = AB + BC + CA$
Rectangle		$\mathcal{P} = L + l + L + l$ ou $\mathcal{P} = (L + l) \times 2$
Carré		$\mathcal{P} = c + c + c$

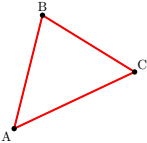
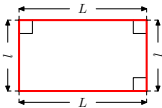
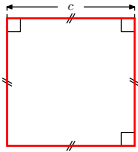
II/ Périmètre des figures de base

Nom	Figure	Formule de calcul
Triangle		$\mathcal{P}_{ABC} = AB + BC + CA$
Rectangle		$\mathcal{P} = L + l + L + l$ ou $\mathcal{P} = (L + l) \times 2$
Carré		$\mathcal{P} = c + c + c +$

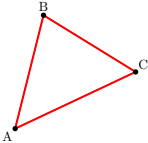
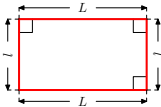
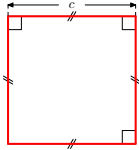
II/ Périmètre des figures de base

Nom	Figure	Formule de calcul
Triangle	 A diagram of a triangle with vertices labeled A, B, and C. The vertices are connected by red lines to form the sides of the triangle.	$\mathcal{P}_{ABC} = AB + BC + CA$
Rectangle	 A diagram of a rectangle with red sides. The top and bottom sides are labeled with length 'L' and double-headed arrows. The left and right sides are labeled with width 'l' and double-headed arrows. Right-angle symbols are shown in each of the four corners.	$\mathcal{P} = L + l + L + l$ <p>ou $\mathcal{P} = (L + l) \times 2$</p>
Carré	 A diagram of a square with red sides. The top side is labeled with side length 'c' and a double-headed arrow. Tick marks on each side indicate that all four sides are of equal length. Right-angle symbols are shown in each of the four corners.	$\mathcal{P} = c + c + c + c$

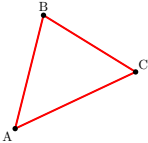
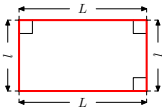
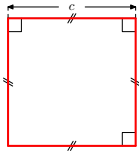
II/ Périmètre des figures de base

Nom	Figure	Formule de calcul
Triangle		$\mathcal{P}_{ABC} = AB + BC + CA$
Rectangle		$\mathcal{P} = L + l + L + l$ ou $\mathcal{P} = (L + l) \times 2$
Carré		$\mathcal{P} = c + c + c + c$ ou

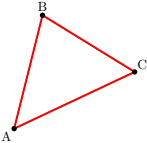
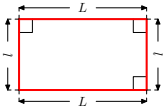
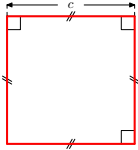
II/ Périmètre des figures de base

Nom	Figure	Formule de calcul
Triangle		$\mathcal{P}_{ABC} = AB + BC + CA$
Rectangle		$\mathcal{P} = L + l + L + l$ ou $\mathcal{P} = (L + l) \times 2$
Carré		$\mathcal{P} = c + c + c + c$ ou $\mathcal{P} =$

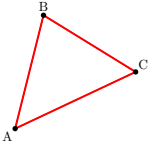
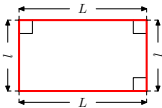
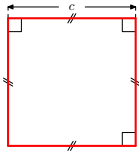
II/ Périmètre des figures de base

Nom	Figure	Formule de calcul
Triangle		$\mathcal{P}_{ABC} = AB + BC + CA$
Rectangle		$\mathcal{P} = L + l + L + l$ ou $\mathcal{P} = (L + l) \times 2$
Carré		$\mathcal{P} = c + c + c + c$ ou $\mathcal{P} = 4 \times$

II/ Périmètre des figures de base

Nom	Figure	Formule de calcul
Triangle		$\mathcal{P}_{ABC} = AB + BC + CA$
Rectangle		$\mathcal{P} = L + l + L + l$ ou $\mathcal{P} = (L + l) \times 2$
Carré		$\mathcal{P} = c + c + c + c$ ou $\mathcal{P} = 4 \times c$

II/ Périmètre des figures de base

Nom	Figure	Formule de calcul
Triangle		$\mathcal{P}_{ABC} = AB + BC + CA$
Rectangle		$\mathcal{P} = L + l + L + l$ ou $\mathcal{P} = (L + l) \times 2$
Carré		$\mathcal{P} = c + c + c + c$ ou $\mathcal{P} = 4 \times c$